

EUROPEAN DRY EYE SOCIETY CONGRESS


EUDEEC

JUNE 18-19, 2021

HÔTEL HYATT, PORTE MAILLOT

PARIS - FRANCE

FINAL PROGRAMME



**PRESIDENT**

**VICE-PRESIDENT**

**GENERAL SECRETARY**

**TREASURER**

Christophe BAUDOQUIN, MD, PhD (France)

Maurizio ROLANDO, MD (Italy)

Jose BENITEZ DEL CASTILLO, MD, PhD (Spain)

Elisabeth MESSMER, MD, PhD (Germany)

**BOARD MEMBERS**

Pasquale ARAGONA, MD, PhD (Italy)  
Stefano BARABINO, MD, PhD (Italy)  
Kostas BOBORIDIS, MD, PhD (Greece)  
Stefano BONINI, MD, PhD (Italy)  
Margarita CALONGE, MD, PhD (Spain)  
Francisco FIGUEIREDO, MD, PhD (U.K.)  
Gerd GEERLING MD, PhD, (Germany)  
Jutta HORWATH-WINTER, MD, PhD (Austria)  
Murat IRKEC, MD (Turkey)  
Marc LABETOULLE, MD, PhD (France)  
Francesc MARCH DE RIBOT, MD, PhD (Spain)  
Jesus MERAYO, MD, PhD (Spain)  
Philip STEVEN, MD, PhD (Germany)  
Gysbert VAN SETTEN, MD, PhD (Sweden)  
Edward WYLEGALA, MD, PhD (Poland)

**SCIENTIFIC COMMITTEE**

PLEASE VISIT: [www.dryeye-society.com](http://www.dryeye-society.com)

INFORMATION & REGISTRATION: [regist-eudec@europa-organisation.com](mailto:regist-eudec@europa-organisation.com)



# FINAL PROGRAMME

## JUNE 18, 2021



### ROOM 1

8H30-9H00 Welcome from the President, **Christophe Baudouin, France**  
**KEYNOTE LECTURE: Science of Tearing, Kazuo Tsubota, Japan**

### ROOM 1 General sessions

**9H00-10H00: New concepts in DED**  
Chair: **Christophe Baudouin, France**  
The central role of inflammation  
**Christophe Baudouin, France**  
The central role of corneal nerves  
**Marc Labetoulle, France**  
The role of hyperosmolarity  
**Maurizio Rolando, Italy**  
Biomarkers: what for?  
**Elisabeth Messmer, Germany**  
Questions & Answers

**10H15-11H40: New technologies for DED diagnosis**  
Chair: **Jose Benitez del Castillo, Spain**  
MMP-9 immunoassay  
**Elisabeth Messmer, Germany**  
Swiss army knife: Keratograph 5  
**Pedro Arriola, Spain**  
Swiss army knife: Lacrydiag  
**Sihem Lazreg, Algeria**  
Confocal Microscopy  
**Antoine Labbé, France**  
Fluorescein breakup patterns for tear film oriented diagnosis for dry eye  
**Norihiko Yokoi, Japan**  
Tear film interferometry and blinking  
**Jason Nichols, USA**  
Questions & Answers

### ROOM 2 Focused topics

**9H00-10H00: MGD from pathophysiology to new therapeutic approaches**  
Chair: **Kostas Boboridis, Greece**  
Joint session with Hellenic Dry Eye Society  
Pathophysiology of MGD  
**Chrysa Terzidou, Greece**  
Rosacea a major cause of MGD  
**Jesus Merayo, Spain**  
Demodex and MGD: pathophysiology and management  
**Teifi James, UK**  
Lipid tears vs mucin-like substitutes for MGD  
**Antoine Rousseau, France**  
Questions & Answers

**10H15-11H40: Osmolarity vs Osmokinetics: Dry Eye Static or Dynamic ?**  
Chair: **Gysbert B Van Setten, Sweden**  
Introduction  
**Gysbert B Van Setten, Sweden**  
Biophysics of cell and cell membrane  
**Erdinc Sezgin, Sweden**  
Evaporation and Osmolarity - Clinical relevance  
**Maurizio Rolando, Italy**  
Measuring Osmolarity  
**Kostas Boboridis, Greece**  
Osmokinetics: Essential considerations and clinical relevance  
**Gysbert B Van Setten, Sweden**  
Osmotic Stress and Osmoprotection: Strategies and limitations  
**Marc Labetoulle, France**  
Questions & Answers


### ROOM 1

11H45-12H30: Industry Symposium

12H30-13H30 Lunch break

13H30-14H15: Industry Symposium

14h15-14h45: KEYNOTE LECTURE 2: Ménage à trois: sex, androgens and dry eye disease, **David Sullivan, USA**



# FINAL PROGRAMME

## JUNE 18, 2021



### ROOM 1 General sessions


**14H45-16H15: TFOS session «What a nerve»**  
Cochairs: **Christophe Baudouin, France & David Sullivan, USA**  
Introduction  
**Amy Gallant Sullivan, UK**  
TFOS actions and history  
**David Sullivan, USA**  
What is neuropathic pain, and what are the underlying mechanisms?  
**Anat Galor, USA**  
Pain and neuroimmune cell interactions  
**Marzia Malcangio, UK**  
Management of neuropathic pain  
**Pedram Hamrah, USA**  
Corneal nerves and Neurotrophic Keratopathy  
**Harminder Dua, UK**  
Questions & Answers

**16H30-18H00: Iatrogenic Dry eye**  
**Joint meeting with EuCornea**  
Cochairs: **Beatrice Cochener, France & Elisabeth Messmer, Germany**  
Acute ocular surface toxicity with cancer drugs  
**Marc Labetoulle, France**  
Dry Eye after stem cell transplantation  
**Philip Steven, Germany**  
Dry Eye in Glaucoma  
**Christophe Baudouin, France**  
Dry Eye and Cataract Surgery  
**Béatrice Cochener, France, Germany**  
Dry Eye and corneal refractive surgery  
**Jesus Merayo, Spain**  
Dry Eye and Cosmetics/cosmetic procedures  
**Jutta Horwath-Winter, Austria**  
Questions & Answers

### ROOM 2 Focused topics

**14H45-16H15: MGD: new devices and technologies**  
Chair: **Gerd Geerling, Germany**  
Automated thermal pulsation treatment of MGD 1  
**Gerd Geerling, Germany**  
IPL for dermatological disorders - How (good) does it work?  
**Gerd Kautz, Germany**  
IPL - The ophthalmological evidence  
**Elisabeth Messmer, Germany**  
Microdebridement and other ways to "torture" the lid margin  
**Koskas Boboridis, Greece**  
JettPlasma treatment of MGD - What is that?  
**Carlos Ruiz Lapuente, Spain**  
Questions & Answers

**16h30-17h45: Contact lens/ECLSO**  
Cochairs: **Francisco Figueiredo, UK & Omur Ucakhan, Turkey**  
Contact Lens Discomfort and Contact Lens-Related Dry Eye  
**Omür Ucakhan, Turkey**  
Therapeutic soft Contact Lenses  
**Andrena McElvanney, UK**  
Scleral lenses  
**Carina Koppen, Belgium**  
Contact lens related microbial keratitis  
**Parwez Hossein, UK**  
Questions & Answers



# FINAL PROGRAMME

## JUNE 19, 2021



### ROOM 1

**8H30-9H00 KEYNOTE LECTURE:** Inflammation in DED, from basic science to clinical developments, **Mike E Stern, USA**

### ROOM 1 General sessions

**9H00-10H00: Microbiome, a new promising concept**  
Chair: **Pasquale Aragona, Italy**  
The microbiome/microbiota effect on human health  
**Maria Rescigno, Italy**  
How the microbiota attaches to the ocular surface  
**Jesus Merayo, Spain**  
The biofilm  
**Jose Benitez del Castillo, Spain**  
The ocular surface tolerance mechanisms towards the microbiota  
**Pasquale Aragona, Italy**  
Dry eye and the gut microbiota  
**Marc Labetoulle, France**  
Questions & Answers

**10H15-11H30: Neuropathic pain: when the doctor does not understand patient's complaints**  
Chair: **Jesus Merayo, Spain**  
Current concepts on neuropathic pain  
**Jesus Merayo, Spain**  
Molecular and cellular basis of neuropathic pain and integrative mechanism  
**Carlos Belmonte, Spain**  
Diagnosis and Measurement of Neuropathic pain  
**Pedram Hamrah, USA**  
Management of Neuropathic pain  
**Jesus Merayo, Spain**  
Questions & Answers

### ROOM 2 Focused topics


**9H00-10H00: Dry eye and Allergy: close relationships**  
Cochairs: **Stefano Bonini & Andrea Leonardi, Italy**  
Dry Eye and Ocular Allergy: common features  
**Edoardo Villani, Italy**  
Allergic and non allergic blepharitis: How to make the difference?  
**Serge Doan, France**  
Common and different pathways  
**Andrea Leonardi, Italy**  
Common and different therapeutic approaches  
**Stefano Bonini, Italy**  
Questions & Answers

**10H15-11H30: Vision and DED**  
Chair: **Murat Irkec, Turkey**  
Impact of DED on QoL and vision  
**Antoine Labbé, France**  
Mechanisms of visual disturbance in DED  
**Murat Irkec, Turkey**  
Optical quality of ocular surface in normals and DED patients  
**Jose Benitez del Castillo, Spain**  
Management of DED-associated visual problems  
**Murat Dogru, Japan**  
Questions & Answers

### ROOM 1

**11H45-12H30: Industry Symposium**

**12H30-13H30 Lunch break**



# FINAL PROGRAMME

## JUNE 19, 2021



### 13H30-14H15: Industry Symposium

#### ROOM 1 General sessions

**14H30-15H40: Tackling DED: toward new strategies**  
Co-chairs: **Stefano Barabino & Maurizio Rolando, Italy**  
Introduction  
**Maurizio Rolando, Italy**  
Controlling the shift from parainflammation to inflammation: a new perspective in DED  
**Stefano Barabino, Italy**  
Non pharmaceutical approaches, which is their place?  
**Jose Benitez del Castillo, Spain**  
Treatment of Pain, a look to the future  
**Anat Galor, USA**  
Panel discussion: **E. Messmer, C. Baudouin, S. Barabino, J. Benitez del Castillo, A. Galor, M. Rolando**

**15H45-17H15: ITDED3 A European consortium for innovation**  
Chair: **Philip Steven, Germany**  
Opening remarks  
**Philipp Steven, Germany**  
Introduction to the IT-DED<sup>3</sup> Consortium  
**Koen Augustyns, Belgium**  
Dry eye drug development: from the lab to the upscaling  
**Alba Ramos-Llorca, Belgium**  
Use of natural compounds for treatment of DED and strategies for drug delivery  
**Luna Krstić, Spain**  
Biomarkers for diagnosis of DED  
**Adrián Guerrero Moreno, France**  
Artificial Intelligence in dry-eye diagnosis - academic and industrial collaboration  
**Asif Khan Setu, Germany**  
Translational applications of basic research - Advisory Board perspective  
**Michael E. Stern, USA**  
Questions & Answers  
Closing remarks  
**Philipp Steven, Germany**

#### ROOM 2 Focused topics

**14H30-15H15: Biomarkers for Dry Eye Disease: aims and technologies**  
Chair: **Margarita Calonge, Spain**  
Biomarkers in DED: introduction of session and invited speakers  
**Margarita Calonge, Spain**  
Tear vs cell strategies as biomarkers for DED  
**Christophe Baudouin, France**  
Tear molecules and -omic technologies in DED  
**Piera Versura, Italy**  
How tear/cell biomarkers for DED can help clinicians  
**Amalia Enríquez-de-Salamanca, Spain**  
Questions & Answers

**15h45-17H20: Young Ophthalmologists A sense of innovation**  
Chair: **Francesc March de Ribot, Spain**  
Ocular surface frailty index as a predictor of dry eye symptoms  
**Eduardo Villani, Italy**  
Digital solutions for dry eye  
**Luis Alfonso Hernández Piñamora, Mexico**  
Intense Pulsed Light new approach for dry eye  
**Filipe Esteves, Portugal**  
Microblepharoexfoliation Procedure: New approach against eyelids biofilm  
**Renato Papa, Colombia**  
Salivary gland implant for dry eye  
**Jaime Martinez, USA**  
Dry eye in covid pandemic  
**Mridula Amarnath, India**  
New times for dry eye  
**Francesc March de Ribot, Spain**  
Questions & Answers

#### ROOM 1

#### 17H20 Concluding remarks



The EUROPEAN DRY EYE SOCIETY CONGRESS (EUDEC), PARIS, France, 18/06/2021-19/06/2021 has been accredited by the European Accreditation Council for Continuing Medical Education (EACCME®) with 11 European CME credits (ECMEC®s). Each medical specialist should claim only those hours of credit that he/she actually spent in the educational activity.

Through an agreement between the Union Européenne des Médecins Spécialistes and the American Medical Association, physicians may convert EACCME® credits to an equivalent number of AMA PRA Category 1 Credits™. Information on the process to convert EACCME® credit to AMA credit can be found at [www.ama-assn.org/education/earn-credit-participation-international-activities](http://www.ama-assn.org/education/earn-credit-participation-international-activities).

Live educational activities, occurring outside of Canada, recognised by the UEMS-EACCME® for ECMEC®s are deemed to be Accredited Group Learning Activities (Section 1) as defined by the Maintenance of Certification Program of the Royal College of Physicians and Surgeons of Canada.



## e-P01

### **AUTOMATIC CORNEAL DENDRITIC CELL DENSITY & MORPHOLOGY EVALUATION IN CONFOCAL MICROSCOPY IMAGES USING DEEP LEARNING**

**M. Setu<sup>1</sup>, S. Schmidt<sup>2</sup>, G. Musial<sup>1</sup>, M. Stern<sup>1,3</sup>, P. Steven<sup>1</sup>**

<sup>1</sup>Department of Ophthalmology, Faculty of Medicine and University Hospital Cologne, University of Cologne, Cologne, GERMANY, <sup>2</sup>Heidelberg Engineering GmbH, Heidelberg, GERMANY, <sup>3</sup>ImmunEyez LLC, Irvine, CA.

## e-P02

### **TECHNICAL CONSIDERATION OF TEAR PROTEOMICS ANALYSIS USING SCHIRMER STRIPS AND TIMSTOF PRO**

**M. Akkurt Arslan<sup>1,2</sup>, I. Kolman<sup>1,2</sup>, S. Chardonnet<sup>3</sup>, C. Pionneau<sup>3</sup>, R. Magny<sup>1</sup>, C. Baudouin<sup>1,4,5,6</sup>, F. Brignole-Baudouin<sup>1,7,8</sup>, K. Kessal<sup>1,6</sup>**

<sup>1</sup>Sorbonne University, INSERM, CNRS, IHU FOReSight, Institut de la Vision, 75012, Paris, FRANCE, <sup>2</sup>IT-DED<sup>3</sup> Integrated Training in Dry Eye Disease Drug Development, Horizon 2020 project: Marie Skłodowska-Curie Action, Antwerp, BELGIUM, <sup>3</sup>Sorbonne Université, INSERM, UMS PASS, Plateforme Post-génomique de la Pitié Salpêtrière (P3S), Paris, FRANCE, <sup>4</sup>Department of Ophthalmology, Hôpital Ambroise Paré, Boulogne, FRANCE, <sup>5</sup>Université Versailles St Quentin en Yvelines, Paris, FRANCE, <sup>6</sup>National Hospital of Ophthalmology of Quinze-Vingts, 75012, Paris, FRANCE, <sup>7</sup>National Hospital of Ophthalmology of Quinze-Vingts, Paris, FRANCE, <sup>8</sup>University of Paris, Faculty of Pharmacy, Paris, FRANCE.

## e-P03

### **IVCM GRADING SCORE AND HLA-DR LEVEL IN PATIENTS WITH DRY EYE DISEASE**

**B. Blautain<sup>1,2</sup>, K. Kessal<sup>2,3</sup>, H. Liang<sup>1,2,3</sup>, G. Rabut<sup>1,2</sup>, J. Luzu<sup>1,2</sup>, L. Riancho<sup>3</sup>, A. Labbé<sup>1,2,3,4</sup>, F. Brignole-Baudouin<sup>2,3,5</sup>, C. Baudouin<sup>1,2,3,4</sup>**

<sup>1</sup>Department of Ophthalmology 3, Quinze-Vingts National Ophthalmology Hospital, Paris, FRANCE, <sup>2</sup>CHNO des Quinze-Vingts, IHU FOReSIGHT, INSERM-DGOS CIC 1423, Paris, FRANCE, <sup>3</sup>Sorbonne Université UMR80, INSERM UMR 968, CNRS UMR 7210, Institut de la Vision, IHU Foresight, Paris, FRANCE, <sup>4</sup>Department of Ophthalmology, Ambroise Paré Hospital, AP-HP, University of Versailles Saint-Quentin-en-Yvelines, Boulogne-Billancourt, FRANCE, <sup>5</sup>Department of Pharmacology, Quinze-Vingts National Ophthalmology Hospital, Paris, FRANCE.

## e-P04

### **MODULATION OF INTERFERON-STIMULATED GENES IN CONJUNCTIVAL CELLS OF DRY EYE PATIENTS**

**K. Kessal<sup>1,2</sup>, H. Liang<sup>2</sup>, G. Rabut<sup>2</sup>, P. Daull<sup>3</sup>, J. Garrigue<sup>3</sup>, M. Docquier<sup>4</sup>, S. Melik Parsadaniantz<sup>1</sup>, C. Baudouin<sup>2,1,5</sup>, F. Brignole-Baudouin<sup>2,1,6</sup>**

<sup>1</sup>Institut de la vision, Paris, FRANCE, <sup>2</sup>Centre Hospitalier National d'Ophtalmologie des Quinze-Vingts, Paris, FRANCE, <sup>3</sup>R&D Santen, Santen SAS, Evry, FRANCE, <sup>4</sup>iGE3 Genomics, Genève, SWITZERLAND, <sup>5</sup>Hôpital Ambroise Paré, Université Versailles Saint-Quentin-en-Yvelines, Boulogne-Billancourt, FRANCE, <sup>6</sup>Université de Paris, Faculté de Pharmacie, Paris, FRANCE.

## e-P05

### **IN VIVO CONFOCAL MICROSCOPY STUDY OF CORNEAL INNERVATION IN SJÖGREN SYNDROME AND ASSOCIATED SMALL FIBER NEUROPATHY**

**J. Luzu<sup>1</sup>, A. Labbé<sup>1</sup>, A. Réaux-Le Goazigo<sup>2</sup>, G. Rabut<sup>1</sup>, H. Liang<sup>1</sup>, B. Dupas<sup>1</sup>, B. Blautain<sup>1</sup>, D. Sène<sup>3</sup>, C. Baudouin<sup>1</sup>**

<sup>1</sup>CHNO XV-XX, Paris, FRANCE, <sup>2</sup>Institut de la Vision, Paris, FRANCE, <sup>3</sup>Hôpital Lariboisière, Paris, FRANCE.

## e-P06

### **MOLECULAR NETWORK BASED-LIPIDOMIC ANALYSIS OF AN IN VITRO MODEL OF DRY EYE DISEASE: A FIRST STEP TO IDENTIFY NEW BIOMARKERS IN CONJUNCTIVAL IMPRINTS**

**R. Magny<sup>1,2</sup>, K. Kessal<sup>1,3</sup>, A. Regazzetti<sup>2</sup>, S. Mélik-Parsadaniantz<sup>1</sup>, O. Laprêvotte<sup>2,4</sup>, C. Baudouin<sup>1,3,5</sup>, N. Auzeil<sup>2</sup>, F. Brignole-Baudouin<sup>1</sup>**

<sup>1</sup>Institut de la Vision, Paris, FRANCE, <sup>2</sup>Université de Paris, Paris, FRANCE, <sup>3</sup>Centre Hospitalier National d'Ophtalmologie des Quinze-Vingts, Paris, FRANCE, <sup>4</sup>Hôpital Européen Georges Pompidou AP-HP Service de Biochimie, Paris, FRANCE, <sup>5</sup>Hôpital Ambroise Paré APHP Université Versailles Saint-Quentin-en-Yvelines, Paris, FRANCE.

## e-P07

### **EFFICACY OF A NEW TEAR SUBSTITUTE CONTAINING HYALURONIC ACID AND A LOW DOSE OF HYDROCORTISONE IN DRY EYE DISEASE**

**S. Barabino<sup>1</sup>, M. Rolando<sup>2</sup>**

<sup>1</sup>Ospedale L. Sacco, University of Milan, Milan, ITALY, <sup>2</sup>Is.PRE Oftalmica, Genoa, ITALY.

## e-P08

### **INTEGRATED APPROACH TO TESTING AND ASSESSMENT APPLIED TO TOXICITY-INDUCED DRY EYE**

**N. Bonneau<sup>1</sup>, C. Baudouin<sup>2</sup>, F. Brignole-Baudouin<sup>3</sup>**


<sup>1</sup>Sorbonne Université, INSERM, CNRS, Institut de la Vision, 17 rue Moreau, F-75012 Paris, France ; CIFRE, ANRT, Horus Pharma, Paris, FRANCE, <sup>2</sup>Sorbonne Université, INSERM, CNRS, IHU FOReSight, Institut de la Vision ; Centre Hospitalier National d'Ophtalmologie des Quinze-Vingts ; Université Versailles-Saint-Quentin-en-Yvelines, Hôpital Ambroise Paré, APHP, Paris, FRANCE, <sup>3</sup>Sorbonne Université, INSERM, CNRS, IHU FOReSight, Institut de la Vision ; Centre Hospitalier National d'Ophtalmologie des Quinze-Vingts ; Université de Paris, Faculté de Pharmacie, Paris, FRANCE.

## e-P09

### **AUTOMATIC SEGMENTATION OF CORNEAL VASCULATURE FROM CORNEA WHOLE MOUNT IMAGES**

**G. Musial, M. Setu, U. Gehlsen, T. Bilgin, A. Zachert, P. Steven**

University of Cologne, Köln, GERMANY.





e-P10

## TEAR PROTEOME ANALYSIS OF SJOGREN'S SYNDROME PATIENTS USING TIMSTOF PRO

M. Akkurt<sup>1,2</sup>, I. Kolman<sup>1,2</sup>, S. Chardonnet<sup>3</sup>, C. Pionneau<sup>3</sup>, R. Magny<sup>1</sup>, C. Baudouin<sup>1,4,5,6</sup>, F. Brignole-Baudouin<sup>1,4,7</sup>, K. Kessal<sup>1,4</sup>

<sup>1</sup>Sorbonne University, INSERM, CNRS, IHU FOReSight, Institut de la Vision, 75012, Paris, FRANCE, <sup>2</sup>IT-DED<sup>3</sup> Integrated Training in Dry Eye Disease Drug Development, Horizon 2020 project: Marie Skłodowska-Curie Action, Antwerp, BELGIUM, <sup>3</sup>Sorbonne Université, INSERM, UMS PASS, Plateforme Post-génomique de la Pitié Salpêtrière (P3S), Paris, FRANCE, <sup>4</sup>National Hospital of Ophthalmology of Quinze-Vingts, 75012, Paris, FRANCE, <sup>5</sup>Department of Ophthalmology, Hôpital Ambroise Paré, Boulogne, FRANCE, <sup>6</sup>Université Versailles St Quentin en Yvelines, Paris, FRANCE, <sup>7</sup>University of Paris, Faculty of Pharmacy, Paris, FRANCE.

e-P11

## AN IMPROVED PROTOCOL FOR THE CHARACTERIZATION OF THE OCULAR SURFACE MICROBIOTA IN MEIBOMIAN GLAND DYSFUNCTION PATIENTS

B. Sánchez Gavilán, R. CALDERON, A. PERAL CERDÁ, A. PITARCH VELASCO

Facultad de Optica y Optometria, Madrid, SPAIN.

e-P12

## CORD BLOOD SERUM REDUCES HYPEROSMOLAR-INDUCED STRESS DAMAGE IN HUMAN PRIMARY CONJUNCTIVAL EPITHELIAL CELLS

C. Ciavarella<sup>1</sup>, G. Astolfi<sup>1</sup>, C. Coslovi<sup>1</sup>, E. Bergantini<sup>2</sup>, M. Buzzi<sup>2</sup>, P. Versura<sup>1</sup>

<sup>1</sup>Laboratory for Ocular Surface Analysis and Translational Research - DIMES - Alma Mater Studiorum University of Bologna and IRCCS Azienda Ospedaliero Universitaria di Bologna, Italy, Bologna, ITALY, <sup>2</sup>Emilia Romagna Cord Blood Bank-Transfusion Service, IRCCS Azienda Ospedaliero-Universitaria di Bologna, Bologna, ITALY.

e-P13

## PRE-POST TEAR PROTEIN CHANGES CORRELATE WITH OCULAR CHRONIC GVHD DEVELOPMENT IN ALLOGENEIC HEMATOPOIETIC STEM CELL TRANSPLANT PATIENTS

G. Astolfi<sup>1</sup>, C. Coslovi<sup>1</sup>, C. Ciavarella<sup>1</sup>, M. Arpinati<sup>2</sup>, F. Bonifazi<sup>2</sup>, P. Versura<sup>1,2</sup>

<sup>1</sup>Laboratory for Ocular Surface Analysis and Translational Research - DIMES - Alma Mater Studiorum University of Bologna, Bologna, ITALY, <sup>2</sup>IRCCS Azienda Ospedaliero Universitaria di Bologna, Italy, Bologna, ITALY.

e-P14

## OCULAR SURFACE CHARACTERISTICS IN FINNISH ELDERLY POPULATION

J. Nättinen<sup>1</sup>, U. Aapola<sup>1</sup>, J. Tuomilehto<sup>2</sup>, S. Keinänen-Kiukaanniemi<sup>3</sup>, J. Saramies<sup>4,3</sup>, H. Uusitalo<sup>1,5</sup>

<sup>1</sup>Tampere University, Tampere, FINLAND, <sup>2</sup>Finnish Institute for Health and Welfare, Helsinki, FINLAND, <sup>3</sup>University of Oulu, Oulu, FINLAND, <sup>4</sup>South Karelia Social and Health Care District, Savitaipale, FINLAND, <sup>5</sup>Tays Eye Centre, Tampere University Hospital, Tampere, FINLAND.

e-P15

## CLINICAL ASSESSMENT IN EARLY GRAFT-VERSUS-HOST DISEASE DIAGNOSIS

E. Aragona, L. Berchicci, E. Miserocchi, F. Bandello, G. Modorati

Vita-Salute San Raffaele University, IRCCS San Raffaele Scientific Institute, Milan, ITALY.

e-P16

## EVALUATION OF EXTRACTS OBTAINED FROM MARINE BY-PRODUCTS USING EUTECTIC SOLVENT SYSTEMS FOR THEIR THERAPEUTIC APPLICATION IN THE DRY EYE DISEASE

M. M. Abdallah<sup>1,2</sup>, A. Enríquez-De-Salamanca<sup>3,4</sup>, Y. Diebold<sup>3,4</sup>, M. González-García<sup>3,4</sup>, A. A. Matias<sup>1</sup>, M. R. Bronze<sup>1,2,5</sup>, N. Fernández<sup>1</sup>

<sup>1</sup>Instituto de Biología Experimental e Tecnológica (iBET), Oeiras, PORTUGAL, <sup>2</sup>Instituto de Tecnologia Química e Biológica António Xavier, Universidade Nova de Lisboa, Oeiras, PORTUGAL, <sup>3</sup>Institute of Applied Ophthalmobiology (IOBA), University of Valladolid, Valladolid, SPAIN, <sup>4</sup>Biomedical Research Networking Center in Bioengineering, Biomaterials and Nanomedicine (CIBER-BBN), Madrid, SPAIN, <sup>5</sup>Faculdade de Farmácia da Universidade de Lisboa, Lisbon, PORTUGAL.

e-P17

## CORNEAL EPITHELIAL THICKNESS EVALUATION IN PRIMARY SJOGREN SYNDROME ASSOCIATED DRY EYE

T. Loureiro, S. Rodrigues-Barros, A. Vide-Escada, N. Campos


Hospital Garcia de Orta, Almada, PORTUGAL.

e-P18

## DELTA-9-TETRAHYDROCANNABINOL (THC) INCREASES CORNEAL WOUND HEALING EX-VIVO AND IN-VIVO

B. N. Tran

University Hospital Cologne, Cologne, GERMANY.





**e-P19**

## **IN VITRO EVALUATION OF OLIVE POMACE PHENOLIC COMPOUNDS AS THERAPEUTIC AGENTS FOR THE DRY EYE DISEASE**

**N. Katsinas**<sup>1,2</sup>, S. Rodríguez-Rojo<sup>2</sup>, C. García-Vázquez<sup>1</sup>, M. González-García<sup>1,3</sup>, A. Enríquez-de-Salamanca<sup>1,3</sup>

<sup>1</sup>Institute of Applied Ophthalmobiology (IOBA), University of Valladolid (UVa), Valladolid, SPAIN, <sup>2</sup>High Pressure Processes Group, Dpt. of Chemical Engineering and Environmental Technology, School of Engineering, University of Valladolid (UVa), Valladolid, SPAIN, <sup>3</sup>Biomedical Research Networking Center in Bioengineering, Biomaterials and Nanomedicine (CIBER-BBN), Valladolid, SPAIN.

**e-P20**

## **QUERCETIN AND RESVERATROL IN COMBINATION WITH HP- $\beta$ -CYCLODEXTRIN PROTECT HUMAN CONJUNCTIVAL EPITHELIAL CELLS FROM OXIDATIVE STRESS**

**L. Krstic**, M. González-García, Y. Diebold

Institute of Applied Ophthalmobiology (IOBA), Valladolid, SPAIN.

**e-P21**

## **LONGITUDINAL ANALYSIS OF CONJUNCTIVAL CYTOLOGY IN PATIENTS UNDERGOING HEMATOPOIETIC STEM CELL TRANSPLANTATION**

**F. Bernabei**<sup>1</sup>, G. Astolfi<sup>1</sup>, C. Coslovi<sup>1</sup>, M. Arpinati<sup>2</sup>, F. Bonifazi<sup>2</sup>, P. Versura<sup>1,2</sup>

<sup>1</sup>Laboratory for Ocular Surface Analysis and Translational Research DIMES Alma Mater Studiorum University of Bologna, Bologna, ITALY, <sup>2</sup>IRCCS Azienda Ospedaliero Universitaria di Bologna, Italy, Bologna, ITALY.

**e-P22**

## **A NON-INTERVENTIONAL STUDY COMPARING EXPERIENCES IN DRY EYE DIAGNOSIS FOR PATIENTS LIVING WITH AND WITHOUT SJÖGREN'S SYNDROME**

**F. C. Figueiredo**<sup>1,2</sup>, C. Baudouin<sup>3,4</sup>, M. Rolando<sup>5</sup>, E. M. Messmer<sup>6</sup>, G. van Setten<sup>7</sup>, J. Garrigue<sup>8</sup>, G. Garrigos<sup>8</sup>, M. Labetoulle<sup>9,10</sup>

<sup>1</sup>Department of Ophthalmology, Royal Victoria Infirmary, Newcastle Upon Tyne Hospitals NHS Foundation Trust, Newcastle University, Newcastle upon Tyne, UNITED KINGDOM, <sup>2</sup>Bioscience Institute, Faculty of Medical Sciences, Newcastle upon Tyne, UNITED KINGDOM, <sup>3</sup>Quinze-Vingts National Ophthalmology Hospital, IHU FOReSIGHT, INSERM-DGOS CIC 1423, 28 rue de Charenton, Paris, FRANCE, <sup>4</sup>Department of Ophthalmology, Ambroise Paré Hospital, AP-HP, University of Versailles Saint-Quentin-en-Yvelines, 9 avenue Charles de Gaulle, Boulogne-Billancourt, FRANCE, <sup>5</sup>ISPRES Ophthalmics, Genoa, ITALY, <sup>6</sup>Department of Ophthalmology, University Hospital, LMU Munich, Munich, GERMANY, <sup>7</sup>Department of Clinical Neurosciences, St Eriks Eye Hospital, Karolinska Institutet, Stockholm, SWEDEN, <sup>8</sup>Santen SAS, Evry, FRANCE, <sup>9</sup>Bicêtre Hospital, APHP, South Paris University, Le Kremlin-Bicêtre, Paris, FRANCE, <sup>10</sup>Center for Immunology of Viral, Auto-immune, Hematological and Bacterial diseases (IMVA-HB/IDMIT), CEA, Université Paris-Saclay, Inserm U1184, 18 route du Panorama, Fontenay-aux-Roses 92265, Cedex, Paris, FRANCE.

**e-P23**

## **TACROLIMUS EYE DROPS IN SEVERE AND REFRACTORY DRY EYE DISEASE**

**A. Rousseau**<sup>1</sup>, G. De Saint Sauveur<sup>1</sup>, J. Delmotte<sup>2</sup>, S. Charles-Weber<sup>2</sup>, J. Bénichou<sup>1</sup>, E. Da Cunha<sup>1</sup>, P. Remongin<sup>1</sup>, M. Labetoulle<sup>1</sup>

<sup>1</sup>Ophthalmology Paris-Saclay, Le Kremlin-Bicêtre, FRANCE, <sup>2</sup>Hotel Dieu Pharmacy, Paris, FRANCE.

**e-P24**

## **OPTIMISATION OF A PROTOCOL FOR THE CHARACTERISATION OF THE OCULAR MICROBIOTA IN PATIENTS WITH DRY EYE**

**R. Calderón García**<sup>1</sup>, B. Sánchez Gavilán<sup>1</sup>, A. Pitarch Velasco<sup>2</sup>, M. Peral Cerdá<sup>3</sup>

<sup>1</sup>UCM, Madrid, SPAIN, <sup>2</sup>Department of Microbiology and Parasitology, Madrid, SPAIN, <sup>3</sup>Department of Optometry and Vision, Madrid, SPAIN.

**e-P25**

## **NEUROPATHIC CORNEAL PAIN-RELATED NERVE ABNORMALITIES IN DRY EYE PATIENTS: ARE THERE DIFFERENCES BETWEEN DRY EYE AETIOLOGIES?**

**A. Guerrero Moreno**<sup>1</sup>, H. Liang<sup>1,2</sup>, J. Luzu<sup>1</sup>, N. Moreau<sup>3,4,5</sup>, S. Mélik Parsadaniantz<sup>1</sup>, C. Baudouin<sup>1,2,6</sup>, A. Réaux-Le Goazigo<sup>1</sup>

<sup>1</sup>Sorbonne Université, INSERM, CNRS, Institut de la Vision, IHU FOReSIGHT, Paris, FRANCE, <sup>2</sup>CHNO des Quinze-Vingts, INSERM-DGOS CIC 1423, IHU ForeSight, Paris, FRANCE, <sup>3</sup>Department of Oral Medicine and Oral Surgery, Bretonneau Hospital, AP-HP, Paris, FRANCE, <sup>4</sup>Faculty of Dental Medicine, University of Paris, Paris, FRANCE, <sup>5</sup>Laboratory of Orofacial Neurobiology (EA 7543), University of Paris, Paris, FRANCE, <sup>6</sup>Department of Ophthalmology, Ambroise Paré Hospital, AP-HP, IHU FOReSIGHT, University of Versailles Saint-Quentin-en-Yvelines, Boulogne-Billancourt, FRANCE.

**e-P26**

## **EYEDROPS CONTAINING POSTBIOTIC FROM LACTOBACILLUS PARACASEI CNCM I 5220**

**E. Solfato**<sup>1</sup>, C. Zappulla<sup>1</sup>, C. Spoto<sup>1</sup>, A. Pricoco<sup>1</sup>, M. Santonocito<sup>1</sup>, L. R. La Rosa<sup>1</sup>, S. Viola<sup>1</sup>, G. De Pasquale<sup>1</sup>, V. Pepe<sup>1</sup>, D. Spina<sup>1</sup>, M. Curatolo<sup>1</sup>, A. Sudano Roccaro<sup>1</sup>, G. Penna<sup>2,3</sup>, M. Rescigno<sup>2,4</sup>, M. Mazzone<sup>1</sup>

<sup>1</sup>Research, Preclinical Development and Patents, SIFI S.p.A., Lavinaio-Aci S. Antonio, Catania, ITALY, <sup>2</sup>Humanitas Clinical and Reserch Center, IRCCS, Rozzano, Milano, ITALY, <sup>3</sup>Postbiotica srl, Pieve Emanuele, Milano, ITALY, <sup>4</sup>Department of Biomedical Sciences, Humanitas University, Pieve Emanuele, Milano, ITALY.





## e-P27

### THE PERSPECTIVE STUDY: LONG-TERM TREATMENT OF DRY EYE DISEASE AND SEVERE KERATITIS WITH CICLOSPORIN A 0.1% CATIONIC EMULSION IN A REAL-WORLD SETTING

S. Trocmé<sup>1</sup>, S. Ræder<sup>2</sup>, C. Fassari<sup>3</sup>, I. Lanzl<sup>4</sup>, G. Geerling<sup>5</sup>

<sup>1</sup>Aleris Specialistvård Sabbatsberg, Europakliniken Department of Ophthalmology Sabbatsbergs Hospital Stockholm, Stockholm, SWEDEN, <sup>2</sup>The Norwegian Dry Eye Clinic, Oslo, NORWAY, <sup>3</sup>Santen SA, Geneva, SWITZERLAND, <sup>4</sup>Chiemsee Augentagesklinik, Prien, GERMANY, <sup>5</sup>Department of Ophthalmology, University Hospital Duesseldorf, Duesseldorf, GERMANY.

## e-P28

### A NEW MATRIX TO HELP THE OCULAR SURFACE

I. Abbate, F. Cuffari, E. Solfato, S. Viola, M. Santonocito, C. Zappulla, L. R. La Rosa, G. De Pasquale, M. C. Curatolo, M. G. Mazzone

Research, Preclinical Development and Patents, SIFI S.p.A., Lavinaio-Aci S. Antonio, 95025 Catania, Italy, Catania, ITALY.

## e-P29

### COMPARISON BETWEEN INTENSE PULSED LIGHT AND LOW LEVEL LIGHT THERAPY IN PATIENTS AFFECTED BY DRY EYE DISEASE OWING TO MEIBOMIAN GLAND DYSFUNCTION: PRELIMINARY DATA FROM A PROSPECTIVE RANDOMIZED TRIAL

G. Giannaccare<sup>1</sup>, A. Yu<sup>2</sup>, G. Carnovale Scalzo<sup>1</sup>, M. Borselli<sup>1</sup>, D. Ceravolo<sup>1</sup>, V. Scorcia<sup>1</sup>

<sup>1</sup>University Magna Graecia di Catanzaro, Catanzaro, ITALY, <sup>2</sup>University of Ferrara, Ferrara, ITALY.

## e-P30

### INCIDENCE OF CORNEAL NEURALGIA AFTER EXCIMER LASER PHOTOABLATION

J. R. Villada, I. Panos, I. Del Cerro, C. Lledo  
Clinica Baviera, Albacete, SPAIN.

## e-P31

### NEW IPL DEVICE FOR THE TREATMENT IN MEIBOMIAN GLAND DYSFUNCTION AND BLEPHARITIS DUE TO OCULAR ROSACEA

J. M. Salgado-Borges<sup>1,2</sup>, F. March de Ribot<sup>3</sup>, J. Gonzalez<sup>4</sup>, C. Vérge<sup>2</sup>

<sup>1</sup>CLINSBORGES, Porto, PORTUGAL, <sup>2</sup>Department of Ophthalmology. Hospital Universitari Dexus. Area Oftalmológica Avanzada. Universitat Politècnica de Catalunya, Barcelona, SPAIN, <sup>3</sup>Department of Ophthalmology. Girona Hospital, Girona University, Catalunya, Girona, SPAIN, <sup>4</sup>Department of Dermatology. Hospital Universitari Dexus, Barcelona, SPAIN.

## e-P32

### SHORT TERM EFFECTS ON TEAR FILM OF A NOVEL MASK PRODUCING HEAT AND VIBRATION IN PATIENTS WITH MEIBOMIAN GLAND DYSFUNCTION. A PILOT STUDY

G. Giannaccare<sup>1</sup>, M. Pellegrini<sup>2</sup>, V. Scorcia<sup>1</sup>, F. Carones<sup>3</sup>, L. Vigo<sup>3</sup>

<sup>1</sup>University Magna Graecia di Catanzaro, Catanzaro, ITALY, <sup>2</sup>University of Ferrara, Ferrara, ITALY, <sup>3</sup>Carones Vision, Milan, ITALY.

## e-P33

### A PANEL OF GENETIC RISK MARKERS FOR DRY EYE DISEASE

G. Zaitseva, T. Safonova

Scientific Research Institute of Eye Diseases, Moscow, RUSSIAN FEDERATION.

## e-P34

### FOUR RHEOLOGICAL PATTERNS IN ARTIFICIAL TEARS

A. Blasco-Martinez<sup>1</sup>, A. Mateo-Orobia<sup>1</sup>, E. Del-Prado-Sanz<sup>1</sup>, J. Blasco-Alberto<sup>2</sup>

<sup>1</sup>Provincial Hospital, Zaragoza, SPAIN, <sup>2</sup>Zaragoza University, Zaragoza, SPAIN.

## e-P35

### VISUAL COMPLAINTS AND HABITS OF PORTUGUESE POPULATION DURING 2020

J. M. Salgado-Borges<sup>1,2</sup>, F. Ferreira<sup>3</sup>, A. Silva<sup>4</sup>

<sup>1</sup>CLINSBORGES, Porto, PORTUGAL, <sup>2</sup>TFOS Ambassador for Portugal, Porto, PORTUGAL, <sup>3</sup>Vision Care Adviser, Essilor Portugal, Lisboa, PORTUGAL, <sup>4</sup>Vision Care Director, Essilor Portugal, Lisboa, PORTUGAL.

## e-P36

### THE TURKISH VERSION OF THE 5-ITEM DRY EYE QUESTIONNAIRE (DEQ-5): TRANSLATION, VALIDITY AND RELIABILITY

S. Akkaya Turhan, E. Bagatur Vurgun, E. Yalcindag, C. Sanal Toprak, E. Toker

Marmara University, School of Medicine, Istanbul, TURKEY.

## e-P37

### UNILATERAL RECURRENT KERATOCONJUNCTIVITIS SICCA, ENIGMA OF A FLOPPY EYELID SYNDROME

A. Mustafa-Ikhlaq, D. Ortiz-Vaquerezas


Joan XXIII University Hospital, Tarragona, SPAIN.

## e-P38

### EYE GVHD. IMPROVING LIFE QUALITY WITH SCLERAL CONTACT LENSES

A. Marin, V. Bulnes

Hospital de la Santa Creu i Sant Pau, Barcelona, SPAIN.



# LIST OF E-POSTERS



**e-P39**

## **EVALUATION OF AGE-RELATED GLAND MORPHOLOGY CHANGES WITH DYNAMIC MEIBOMIAN IMAGER**

**S. Hacıağaoğlu**, C. Tanrıverdi, Z. Y. Karaca, A. Özpınar, A. Kılıç

Medipol University, Istanbul, TURKEY.

**e-P40**

## **COMPARISON OF TWO DIFFERENT PRESERVATIVE FREE LUBRICANT EYEDROPS ON THE OCULAR SURFACE AND THE OCULAR DISCOMFORT IN THE EARLY POST-OP OF PRK. A PILOT STUDY.**

**R. Cañones-Zafra**<sup>1,2</sup>, J. Pedro-Abad<sup>2</sup>, M. Castellanos<sup>2</sup>, F. Aviles<sup>2</sup>, C. Fisac<sup>2</sup>, M. Teus<sup>2,1</sup>

<sup>1</sup>H.U Príncipe de Asturias, Alcalá de Henares, SPAIN, <sup>2</sup>Clinica Novovision, Madrid, SPAIN.

**e-P41**

## **EVALUATION OF OCULAR SURFACE DISEASE SYMPTOMS AND PATIENT SATISFACTION IN DRY EYE DISEASE AFTER 84 DAYS OF TREATMENT WITH PRESERVATIVE-FREE EYE DROPS CONTAINING SODIUM HYALURONATE AND TREHALOSE: INTERIM STUDY RESULTS**

**A. J. Mateo Orobia**

Hospital Universitario Miguel Servet., Zaragoza, SPAIN.

**e-P42**

## **VISUAL ANALYSIS IN PATIENTS WITH DRY EYE AND CATARACT SURGERY WITH AN EXTENDED DEEP OF FOCUS IOL**

**C. Verges**, F. March, J. Salgado-Borges

Hospital Universitario Dexeus, Barcelona, SPAIN.

**e-P43**

## **A DUAL POLYMER LUBRICANT TEAR SUBSTITUTE IMPROVES OCULAR DISCOMFORT SYMPTOMS AND OBJECTIVE SIGNS IN PATIENTS WITH DRY EYE**

**G. Giannaccare**, G. Carnevale Scalzo, M. Borselli, D. Ceravolo, V. Scorcia

University Magna Graecia di Catanzaro, Catanzaro, ITALY.

**e-P44**

## **PREVALENCE OF DRY EYE DISEASE IN PEDIATRIC PATIENTS WITH A HISTORY OF ALLERGIES**

**N. Malachkova**, Y. Hulobova

Optimal, Vinnitsia, UKRAINE.

**e-P45**

## **SEVERE DRY EYE IN RHEUMATOID ARTHRITIS INTEREST OF BREAK UP TIME AND SCHIRMER S TEST VALUES ANALYSIS**

**N. Benmerzouga Mahfoudi**<sup>1</sup>, F. Mazari<sup>2</sup>, S. Rouabhia<sup>3</sup>

<sup>1</sup>Faculty of Medicine Annaba Algeria, Annaba, ALGERIA, <sup>2</sup>Faculty of Medicine ALGIERS Algeria, Algiers, ALGERIA, <sup>3</sup>Faculty of Medicine Batna Algeria, Batna, ALGERIA.

**e-P46**

## **IS EVERY EYE WITH DRY EYE SYMPTOMS A DRY EYE**

**K. H. Or**

Augenzentrum Eckert, Neu-Ulm, GERMANY.

**e-P47**

## **EVALUATION OF DRY EYE AND MEIBOMIAN GLAND DYSFUNCTION IN PATIENTS WITH PTERYGIUM**

**A. Devebacak**<sup>1</sup>, M. Teker<sup>2</sup>, M. Palamar<sup>1</sup>

<sup>1</sup>Ege University Faculty of Medicine, Izmir, TURKEY, <sup>2</sup>Sarikaya State Hospital, Yozgat, TURKEY.

**e-P48**

## **SEVERE OCULAR CICATRICAL PEMPHIGOID**

**M. Khairallah**, S. Khochtali, I. Ksaa, H. Ben Amor, H. Krifa, N. Abroug, M. Khairallah

Fattouma Bourguiba University Hospital, Monastir, TUNISIA.

**e-P49**

## **OPHTHALMIC MANIFESTATIONS IN A PATIENT WITH ALLGROVE SYNDROME**

**M. Khairallah**, S. Khochtali, W. Hadrich, M. Ben Hadj Tahar, S. Attia, N. Abroug, M. Khairallah


Fattouma Bourguiba University Hospital, Monastir, TUNISIA.

**e-P50**

## **NEW PROMISE IN TREATMENT OF BLEPHARITIS AND ASSOCIATED DRY EYE DISEASE**

**T. Jestrabova**<sup>1</sup>, C. R. Lapuente<sup>2</sup>, V. Rodríguez<sup>3</sup>, J. Klásková<sup>4</sup>, T. Krejzková<sup>5</sup>, I. Macejová<sup>6</sup>, P. Starzyk<sup>7</sup>, I. Svobodova<sup>8</sup>

<sup>1</sup>Gemini EYE centre, Novy Jicin, CZECH REPUBLIC, <sup>2</sup>Arc Clinic, Barcelona, SPAIN, <sup>3</sup>Vithas Eurocanarias Eye Clinic, Las Palmas de Gran Canaria, SPAIN, <sup>4</sup>eye clinic, Ivancice, CZECH REPUBLIC, <sup>5</sup>INEKO OČNÍ ORDINACE s.r.o, Pardubice, CZECH REPUBLIC, <sup>6</sup>Ofstum Bohemia, s.r.o., Prague, CZECH REPUBLIC, <sup>7</sup>Oftal oční klinika s.r.o., Brno, CZECH REPUBLIC, <sup>8</sup>eye clinic, Prague, CZECH REPUBLIC.





**e-P51**

## **LIGNEOUS CONJUNCTIVITIS WITH UNDERLYING PLASMINOGEN DEFICIENCY, A PEDIATRIC CASE REPORT**

**M. Bouassida**

University of Tunis El Manar, School of Medicine, Tunis, TUNISIA.

**e-P52**

## **CHALLENGING MANAGEMENT OF A SEVERE DRY EYE DISEASE IN A CHILD**

**H. Sassi<sup>1,2</sup>, M. Ouederni<sup>1,2</sup>, D. Gouider<sup>1</sup>, R. Maamouri<sup>1,2</sup>,  
M. Cheour<sup>1,2</sup>**


<sup>1</sup>Habib Thameur Hospital, Tunis, TUNISIA, <sup>2</sup>University of Tunis EL Manar, Faculté de médecine de Tunis, Tunis, TUNISIA.

**e-P53**

## **ORBITAL AND CORNEAL AMYLOIDOSIS A CASE REPORT**

**S. Zina, H. Krifa, M. Khairallah, I. Ksiao, S. Bouajina,  
N. Abroug, S. Khochtali, M. Khairallah**

Department of Ophthalmology, Fattouma Bourguiba University Hospital, Monastir, TUNISIA.



# SPONSORED SESSIONS PROGRAMME



## JUNE 18, 2021

### ROOM 1

#### 11H45-12H30: THÉA Symposium

##### When Dry Eye patients are unsatisfied, what do you do?

What causes pain in dry eye? **Christophe Baudouin, France**

Dry Eye can affect more than the eye: impact on QoL, **Elisabeth Messmer, Germany**

When your patients aren't happy, **Cristina Grupcheva, Bulgaria**

How to relieve dry eyes in clinical practice

> 1st clinical case presentation, **Maurizio Rolando, Italy**

> 2nd clinical case presentation, **Renata Ivekovic, Croatia**

Questions & Answers



#### 12H30-13H30 Lunch break

#### 13H30-14H15: ALLERGAN Symposium

##### Dry Eye Disease: new concepts and challenges of osmolarity

Moderator/facilitator: **Christophe Baudouin, France**

Introduction, **Christophe Baudouin, France**

New concepts in Dry Eyes, **Christophe Baudouin, France**

Osmoprotection, what does it mean exactly? **Marc Labetoulle, France**

Osmokinetics: the osmotic challenge of the Ocular Surface, **Gysbert Van Setten, Sweden**

Questions & Answers



## JUNE 19, 2021

### ROOM 1

#### 11H45-12H30: ALCON Symposium

##### 20/20 but unhappy after cataract surgery: an ocular surface problem ?

Chairman: **Christophe Baudouin, France**

Advanced IOL Optics: Keys for success, **Beatrice Cochener, France**

Preoperative detection and management, **Marc Labetoulle, France**

Postoperative management, **Elisabeth Messmer, Germany**

Questions & Answers



#### 12H30-13H30 Lunch break

#### 13H30-14H15: SANTEN Symposium

##### State-of-the-art management of dry eye disease

Welcome and introduction, **Christophe Baudouin, France, Chair**

From lid margin disease to DED: a focus on meibomian gland dysfunction and blepharitis

**Margarita Calonge, Spain**


Focussing on inflammation for the management of DED, **Christophe Baudouin, France**

Evidence-based approach for the management of ocular surface inflammation in disease

**Elisabeth Messmer, Germany**

Questions&Answers

Symposium close, **Christophe Baudouin, France**



# SPONSORED SESSIONS PROGRAMME

## JUNE 19, 2021



### INDUSTRY CHANNEL

#### AERIE EXPERT TALK

Novel Therapeutic Treatments for Dry Eye Disease: Options and Needs, **Christophe Baudouin, France**



#### HORUS Symposium

The new, new definitions of dry eye disease, **Christophe Baudouin, France**

The patient's experience: Reasons & Methods to assess, **Marc Labetoulle, France**

Evaporative dry eye disease: the importance of the lipid layer, **Maurizio Rolando, Italy**

The importance of the mucin layer, **Jose Benitez Def Castillo, Spain**

When "dry eye" is the wrong diagnosis, **Carina Koppen, Belgium**

Discussion




#### GSK EXPERTS TALK

**Corneal adverse events with ADC in oncology : State of the art and practical considerations**

Overview of corneal adverse events, **Elisabeth Messmer, Germany**

Clinical case and practical considerations, **Marc Labetoulle, France**



# SPONSOR



Thanks to all our Partners for their support

## GOLD SPONSORS:

**Alcon**

 **Allergan**  
an AbbVie company

**Santen**  
Imagine Your Happiness

 **Théa**  
let's open our eyes

## OTHER SPONSORS:

 **aerie**<sup>®</sup>

 **gsk**

 **Horus**  
P H A R M A

**NOXELIS**   
innovative ocular solutions

**Oculis**

